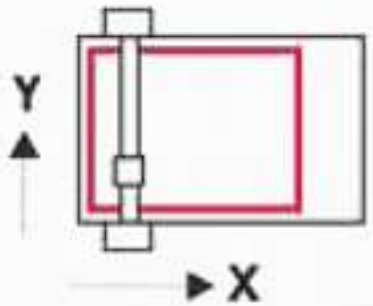
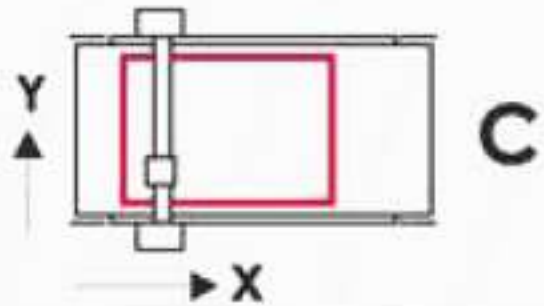
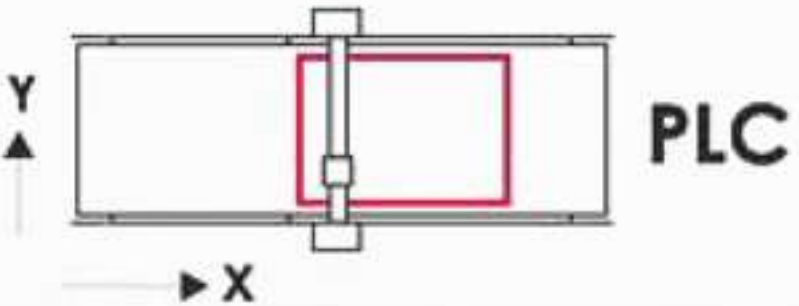


Model ARISTOMAT*	Basic Machine 	with conveyor 	with conveyor and unloading table 
TL 1310	1.920 x 1.760 1.300 x 1.000	1.920 x 2.140 1.220 x 1.000	on request
TL 1317	1.920 x 2.420 1.300 x 1.700	1.920 x 2.800 1.220 x 1.700	on request
TL 1617	2.220 x 2.420 1.600 x 1.700	2.220 x 2.800 1.520 x 1.700	2.220 x 5.180 1.520 x 1.700
TL 1625	2.220 x 3.220 1.600 x 2.500	2.220 x 3.600 1.520 x 2.500	2.220 x 5.980 1.520 x 2.500
TL 1917	2.520 x 2.420 1.900 x 1.700	2.520 x 2.800 1.820 x 1.700	on request
TL 1925	2.520 x 3.220 1.900 x 2.500	2.520 x 3.600 1.820 x 2.500	on request

--- Outer dimensions mm (Y-axis x X-axis)

--- Travels mm (Y-axis x X-axis)

Further dimensions on request.